

Update September 21st, 2020

The 30MT 3x1 model is a compact and powerful mini-crane. It integrates a short jib with a hydraulic telescope. The jib is mounted on an 18° slewing ring (Option).

This model particularly suits for **lifting operations in confined areas**.

It uses a **3-cylinder kinematic system** developed by Mobilev Cranes allowing for greater angular motion of the jib.


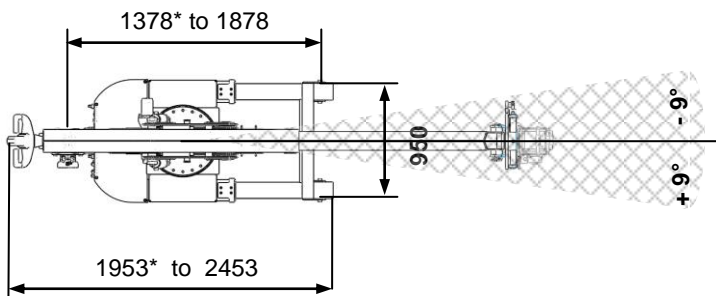
All speeds are adjustable from 0 to 100% with the wired remote control or with the radio remote control (optional).



Patented Kinematic



Created and made in France

* With variable wheelbase

Technical specifications



Maxi load	3000 kg
Unladen weight (without options)	2000 kg
Admissible slope in IX3 (unladen crane)	18 %
Maxi translation speed	3 km/h
Adjustable lifting speed	from 0 to 15 cm/s
Adjustable telescoping speed	from 0 to 13 cm/s
Batteries	24V – 460 Ah
24V cc silent motor driven pump	4.5 kW
Ø x Front wheels width (mm)	200 mm
Ø x Back wheels width (mm)	450 mm

Standard equipment

- Anti-tilt system
- 1 hydraulic drive wheel
- Polyurethane coating wheels
- Hydraulic telescopic jib
- Hydraulic drive assistance
- Automatic braking system
- Automatic parking brake
- Integrated electronic battery charger 220V~
- Wired remote control with potentiometer
- 2 storage boxes

Main options

- Variable wheelbase
- 18° slewing ring OR sliding table for hook's lateral displacement
- Additional jib 500 kg
- Additional jib with winch 500 kg
- Additional jib with manual telescope 500/350 kg
- Additional jib with manual telescope 350/250 kg
- Winch 2000 kg/1000 kg

Mobilev Cranes

PA des Grandes Terres
1305 route de Lozanne
69 380 DOMMARTIN - FRANCE

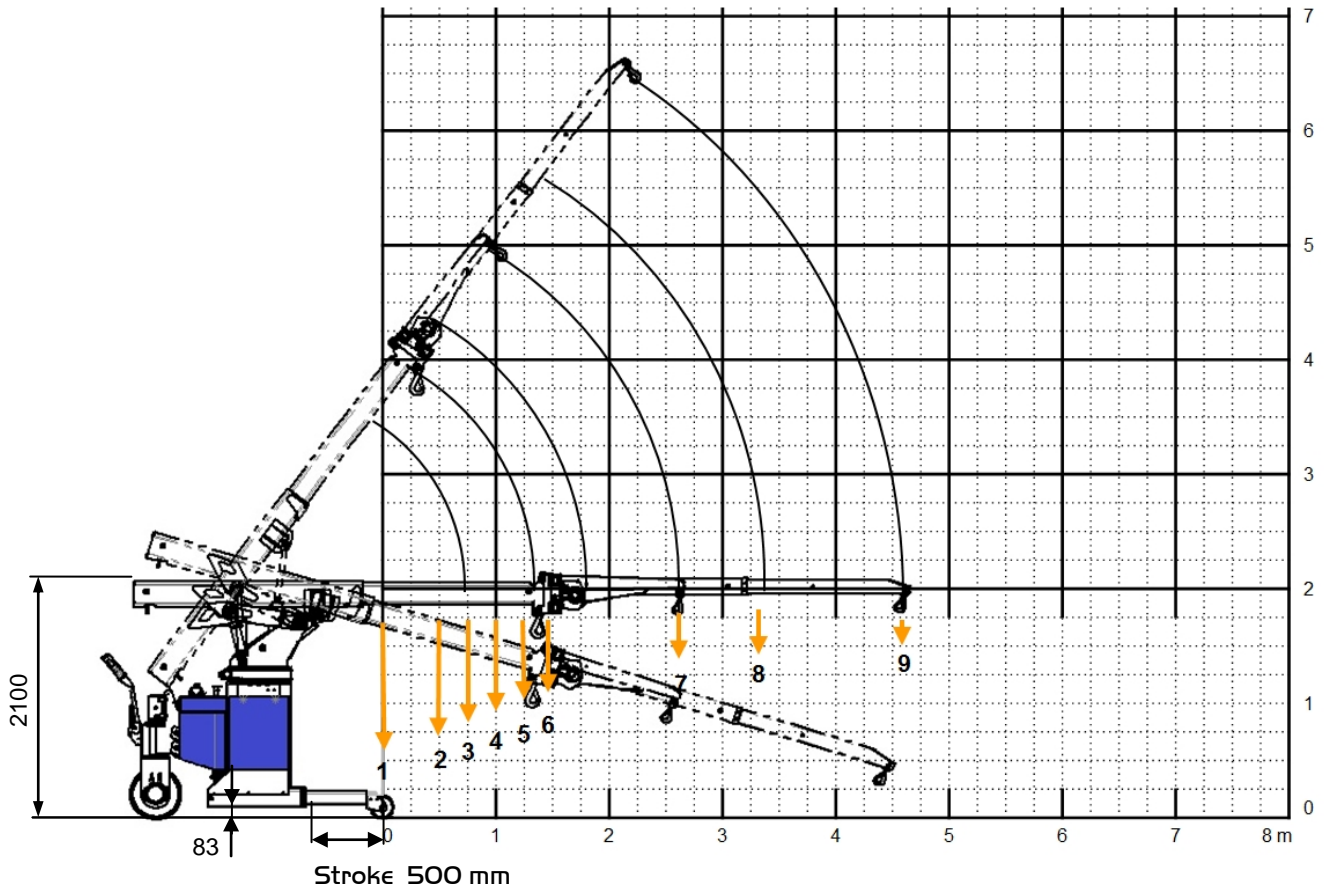
Tél: +33 (0)4 72 88 21 05

E-mail: mobilev@mobilev-cranes.com

www.mobilev-cranes.com

Technical sheet 30MT 3x1

Self-propelled mini-crane with accompanying operator



	1	2	3	4	5	6	7	8	9
Distance front wheels / axle (mm) Variable wheelbase OUT	0	500	750	1000	1250	1440	2600	3300	4600
Capacity with variable wheelbase OUT (kg)	3000	2430	2060	1790	1170	1040	500	350	250
Distance front wheels / axle (mm) Variable wheelbase IN	500	1000	1250	1500	1750	1940	3100	-	-
Capacity with variable wheelbase IN (kg)	1770	1160	860	650	450	385	180	-	-



Variable wheelbase option
Stroke 500mm

4 axes wired remote control
with potentiometer

